









MEDISEPT
Perfect disinfection

HYGIENE PLAN

INTENDED USE	APPLICATION	PRODUCT	DOSAGE	WHEN?	WHO?
 Surfaces  Medical equipment	Cleaning and disinfection of surfaces and medical devices made of glass, metal and rubber.	Quatrones® Forte Quatrones® Extra	0,5% in 15 min. (2,5 ml per 997,5 ml of water)	Clean the surfaces after each working day or in case of need.	
	Cleaning and disinfection of surfaces sensitive to alcohol.	Velox® Foam Extra Velox® Wipes NA	Spray/wipe the surface and wait 5 min.	In case of need.	
	Cleaning and disinfection of small surfaces or surfaces difficult to access e.g. work surfaces, armchairs, dental units.	Velox® Spray Velox® Top AF Velox® Wipes MEDISEPT wipes for hand and surface disinfection	Spray/wipe the surface and wait 30 sec.	Before and after each procedure, in case of contamination or in case of need.	
	Cleaning and disinfection of suction devices.	Quatrones® Unit NF	2% in 15 min. (20 ml per 980 ml of water) Rinse with water.	After every patient.	
 Tools  Rotary instruments	Cleaning and disinfection of dental instruments, surgical instruments and surgical devices.	Viruton® Pulver	1% in 30 min. (10 g per 1 l of water)	Directly after use.	
	Cleaning and disinfection of impression trays, dental braces, dental impressions.	Viruton® Extra Viruton® Forte	0,5% in 15 min. (2,5 ml per 997,5 ml of water)	Before processing.	
	Cleaning and disinfection of rotary tools, such as drills, cutters, grinding wheels.	Viruton® Bohr	Immerse for 15 minutes in ready-for-use product.	Directly after use. Afterwards rinse, dry and sterilise.	
	Cleaning and disinfection of dental handpieces.	Velox® Spray Velox® Top AF Velox® Wipes	Spray/wipe the surface and wait 30 sec.	After use.	
 Hand disinfection  Hand washing	Hygienic and surgical hand disinfection.	Velodes® Soft Velodes® Gel Velodes® Silk	Hygienic disinfection in 30 sec. (2 x 3 ml liquid) Surgical disinfection in 90 sec. (2 x 3 ml liquid)	Before and after each procedure, in case of contamination or in case of need.	
	Hygienic hand wash.	Velodes® Scrub Velodes® Soap Velodes® Soap Foam	Apply on wet hands so that a gentle foam is made. Rinse with water. Apply small amount of a foam on wet hands, wash and rinse.	In case of need.	
	Hand care.	Velodes® Cream Velodes® Cream Aloe Vera	Gently massage it into the skin of hands and the nails.	Each time you wash hands or in case of need.	